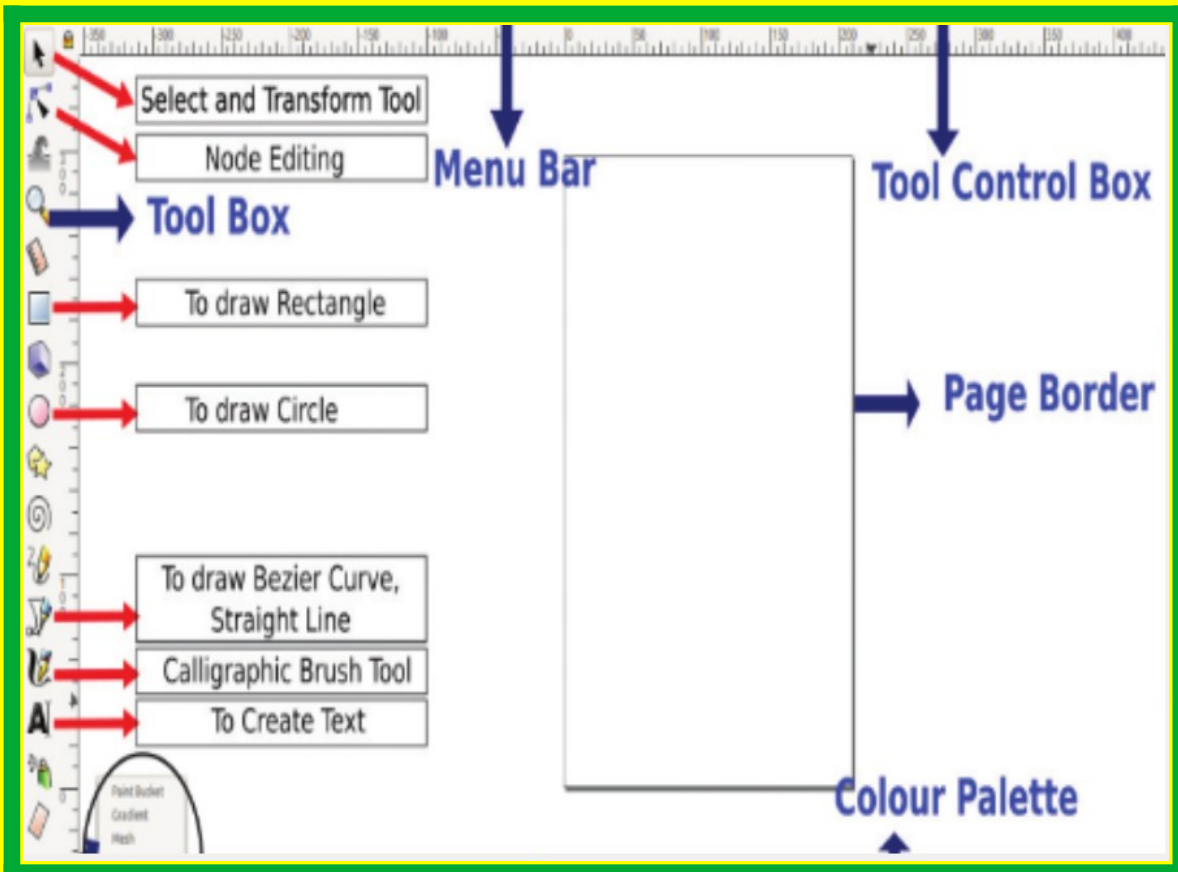


Chapter 1

The World of Designing



Tools in this window can be used to give colour to the objects drawn in Inkscape. Tools to remove colour, give colour, linear gradient, radial gradient, opacity and blur are available in the *Fill and Stroke* window. You can use the tools in the *Stroke Paint* tab to give colour to the outline of an object.

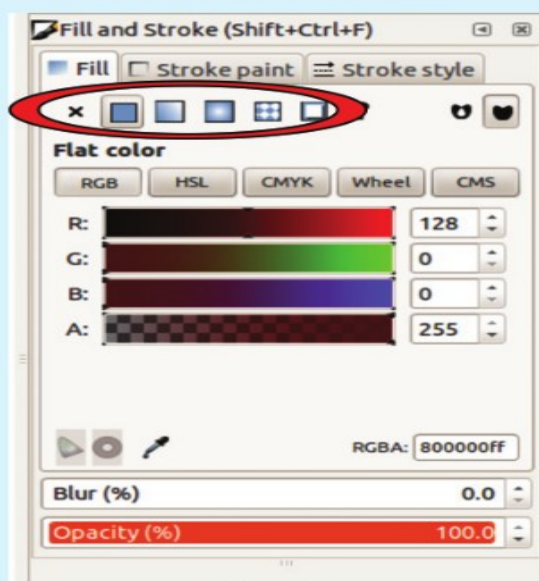


Fig. 1.3

Fill and Stroke window

1 .Which of the following is a raster image editing software?

- a) Inkscape
- b) Coral draw
- c) Libre office Draw
- d) **Gimp**

2.Identify the given tool in the Inkscape software.



- a) Create rectangles and squares
- b) Create circles, ellipses and arcs.
- c) Draw calligraphic.

d) Draw Bezier curves and straight lines.

3.An Image imported to Inkscape in png format is enlarged using select and transform object tool.

Which of the following statement is correct in connection with the process?

- a) when enlarged, the clarity of image increases.

b) when enlarged, the image retains its clarity.

c) when enlarged, the clarity of image

decreases(.വലുതാക്കുമ്പോൾ, ചിത്രത്തിന്റെ വ്യക്തത കുറയുന്നു.)

d) when enlarged, the images gets 3D effects

4. Which of the following is a tool used to combine parts of images together to make them a unit in Inkscape?

a) **Group**

b) Ungroup

c) Mask

d) Raise

5. Which of the following is a raster image file format?

a) **png**

b) sifz

c) svg

d) ggb

6. An image (size=75x100) is included in Inkscape. When it is resized to a size of 1500x2000, there is no change in the clarity of the image. Which one of the following will be the file format of the image included?

- a) jpg
- b) **svg**
- c) png
- d) bmp

7. Which of the following tool is used to remove the area that is common to both when the parts of two objects are connected in Inkscape?

- a) Union
- b) **Difference**
- c) Group
- d) Duplicate

8. Which of the following is the steps to include bitmap images to Inkscape?

- a) Insert → Bitmap

b) **File → Import**

c) Object → Import

d) Path → Bitmap

9. Which of the following tool is to be used to align texts according to the path of an objects in Inkscape?

a) Text and font

b) Put on path

c) Object to path

d) Convert to text

10. Which of the tool used to create an object with the shape of a rectangle in Inkscape?

a) Create Rectangles and squares

b) Draw rectangle

c) Draw Calligraphic

d) edit path by nodes

11. An image created in Inkscape is to be changed as a bitmap image. Choose from the following the file format to which the image is to be exported?

a) jpg

b) svg

c) png

d) bmp

12. Which tool can be used to insert text into an image drawn in Inkscape?

a) Create Rectangles and squares

b) Create and edit text objects

c) Create circles, ellipses and arcs

d) Create stars and polygons

13. Which of the following is a false statement about Inkscape software?

a) Inkscape is a free image editing software.

b) Vector images can be created in Inkscape.

c) Images drawn in Inkscape can be exported to jpg format.

d) Images drawn in Inkscape can be exported to png format.

14. Which of the following is a vector image file?



- a) river.png
- b) river.jpg
- c) river.svg
- d) river.gif





15. The image given in fig.1 is made of two circles in Inkscape. Which is the tool used to make the second image from the first image.

a) Path Difference

- b) Path Union
- c) Path Intersection
- d) Path division

16. Listed below are some of the tools and functions of Inkscape software.

	To draw square and rectangle.
	To draw circle, ellipse and semi circle


	Select and transform object
	Create and edit text object
	Edit path by nodes

Choose from the once given below and complete the table.

a) To add texts

b) Calligraphic Brush tool

c) To draw Bezier lines and curves

d) Node editing

17) Which of the following picture is suitable to be included in Poster created in Inkscape software without loosing its clarity?

a) image.jpg

b) **image.svg**

c) image.png

d) image.bmp

18) Which of the following option will be used to arrange one of the two objects drawn in Inkscape above the other?

a) Raise

b) Below

c) Up

d) Down

19) Which one of the following technique is used to change the depth of the colour given to an object?

a) Flat color

b) Opacity

c) Path

d) Offset

20) Select the activity that can be done using the tab Stroke paint in Fill and Stroke window.

a) To give colour to the object

b) To remove the colour of the object.

c) To give colour to the outline of the object.

d) To change the style of the object.

21) Which one of the following is a Vector Image file?

Circle.png

Circle.jpg

Circle.svg

Circle.gif

22) Anu included a picture image.png to the poster drawn in Inkscape and enlarged it. Which of the following statements is true about it?

The clarity is not changed as enlarged

The clarity reduces as enlarged

The clarity increases as enlarged

All the above three statements are wrong.

23. Name the technique suitable to combine more than one picture as a single unit.

- Clip
- Mask
- Transform
- **Group**

24) Choose the suitable option to export a picture in Inkscape with the same size of the canvas.

- **Page**
- Drawing
- Selection

25) Which of the option can be used to align the text with the semicircle drawn in Inkscape?

- Text → Text and Font.
- **Text → Put on Path**
- Text → Remove from Path
- Text → Convert to Text.

26) Identify the tool in the Tool box of Inkscape software.

- To draw a square
- To draw a circle
- **To edit the node**
- To include text

27) Which of the following technique can be used to give light and shade effect to the circle drawn in Inkscape software?

- Blur
- Fill
- Opacity
- **Gradient**

28 Choose the true statement about Picture files from the following?

- **svg pictures are Vector Images.**
- Clarity loses on scaling the vector images.
- Bitmap pictures are also known as Vector images.
- svg pictures are Raster images..

29) Which is the key used along with mouse click to give colour to the stroke of an object from the colour palatte of Inkscape?

Shift

Space

Tab

F1

30) Give the expanded form of SVG?

- **Stable Vector Graphics**
- Scalable Virtual Graphics
- Steady Vector Graphics
- Scalable Vector Graphics

31) Choose a Vector Image Editing Software from the following?


GIMP

Tux paint

Xpaint

Inkscape

32 The various steps to create an image of a tea cup is shown in the picture .Draw an oval in the vertical direction



and a circle on the top of it then remove the circle on the top and make the oval to the shape of a cup. Which among the following technique will help to do this?

Path → Difference

Path → Union

Path → Raise

Path → Group

33) Choose the correct step to save a picture created in Inkscape in png format?

File → Save As

File → Export PNG Image

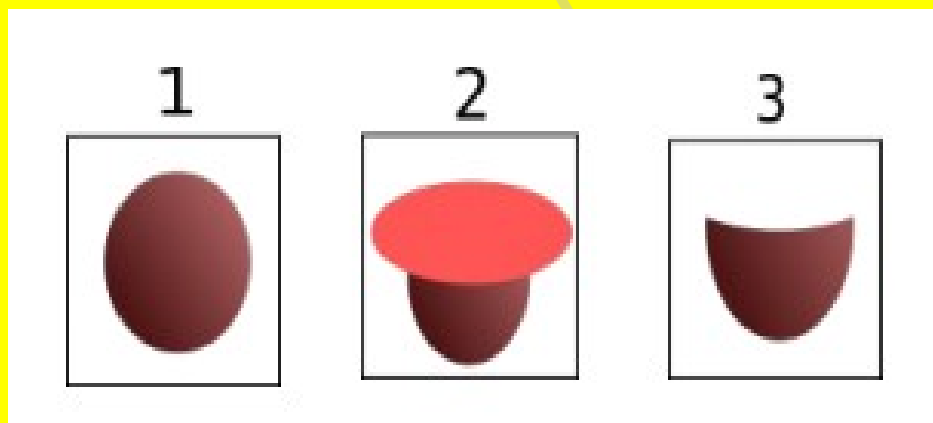
File → Import Clip Art

File → Save a Copy

34) Which the following is a Free Vector Image editing software?

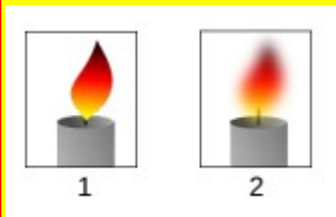
- **Libre Office Draw**
- Adobe Illustrator
- Corel Draw
- Gimp

35 The three different stages to draw the image of a tea cup in Inkscape is given above .What will be the activity done in the second figure to get the third one?



- Object → Group
- Fill and Stroke → Opacity
- **Path → Difference**
- Edit → Duplicate

36. Two different pictures drawn in Inkscape is given. Which among the following technique can be used to modify the first picture to obtain the second picture?



- Object → Group
- Fill and Stroke → Blur
- Path → Difference
- Edit → Duplicate

Multiple choice questions

1. Which among the following are the correct statements about vector images?

a) Vector images are bitmap images

b) It doesn't lose clarity when enlarged

c) It is constructed by means of the defining path between the two points

d) It loses clarity when enlarged

e) The colour and size of each pixel are written into the image program

2. nived draw a circle in Inkscape. What are the changes that can be done using Fill and Stroke facility?

a) To change the size of the picture

b) To give colour to the picture

c) To change the back ground colour of the page

d) To give colour to the outer line of the picture

e) To group the picture

3. Which of the following statements are true regarding the software Inkscape?

a) Inkscape is a Raster image editing software

b) Bitmap images can be imported into Inkscape

c) Inkscape has a fixed size of canvas and no change can be done it.

d) 3D images cannot be created in Inkscape

e) Text can be created in the shape of objects in Inkscape

4.. Shinu wants to draw an image of steam coming out of tea cup, Inkscape. Which of the following steps are to be used for it?

a) Typing the text using the tool Create and edit text objects

b) Text → Put on Path

c) Change the lines into steam using the facility Blur in the window Fill and Stroke

d) Drawing three lines above the tea cup using the tool Calligraphic Brush.

e) Colour the text suitably

5. Which of the following picture formats can be prepared using Inkscape?

a) gif

b) xcf

c) png

d) tiff

e) svg

6. Select the suitable steps to align the text in semi circular shape in Inkscape software.

a) Select the texts alone

b) Use the technique Object → Group

c) Use the technique Text → Put on path

d) Select both the texts and semi circle

e) Use the technique Path → difference

7.. Below are some statements about raster and vector images. Pick out the right declarations.

a) The raster images maintain its clarity when enlarged.

b) The vector images maintain its clarity when enlarged.

c) Bitmap images are vector images.

d) The raster images lose their clarity when enlarged

e) svg images are raster images

8. Find out the given choices tool in the Inkscape software used to give light and shade for an object.

a) Triangle gradient b) Radial gradient

c) Spiral gradient

d) Linear gradient

e) Rectangle gradient

9. The image illustrates the steps of creating an image of a teacup using Inkscape Software. Select the right steps from the given options?

a) Select two circles

b) Select only one circle

c) Use put on path from the Text menu

d) Click on Union in Path menu

e) Click on difference in path men

9. Find out from the given choices two tools available in the Fill and Stroke window in the Inkscape Software?

a) Opacity

b) Difference

c) Blur

d) Group

e) Duplicate

10. Choose the correct two statements related to raster Images from the following?

a) The images created in Inkscape are Raster images.

b) When enlarged Raster images retain their clarity.

c) Clarity increases as Raster images are enlarged.

d) When enlarged raster images lose their clarity.

e) The images created in GIMP are Raster images.

11. Given above are the description of some tools in Inkscape software. Fill in the blanks from the option given below?



a) Draw Beizer curves and straight line.

c) Create Rectangles and squares.

e) Draw calligraphic or brush strokes.

b) Create and edit text objects.

d) Gradient

13. Select the file format of images from the given options?

a) jpeg

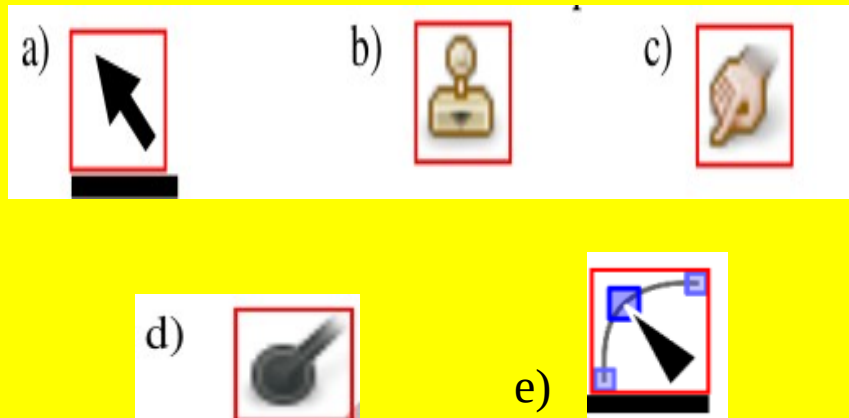
b) mpeg

c) svg

d) flv

e) mp4

14. Which are the tools found in Inkscape software?



An: a, e

15. Which of the following is a free vector image editing software?

a) Inkscape

b) GIMP

c) Adobe Illustrator

d) Corel draw

e) Libre Office draw

16. Which of the following tools are available in the software, Inkscape.



17. Which of the following options can be adopted for making a copy of an image in Inkscape software?

a) **Edit → Duplicate**

b) Edit → Cut

c) Ctrl+X

d) Object → Group

e) **Ctrl+D**

18. niha draws a circle in Inkscape Software. How would the window, Fill and Stroke be helpful to her to modify the circle?

a) To change the radius of the circle

b) **To give colour to the circle**

c) To change the background of the page.

d) **To increase the width of the stroke.**

e) To change the shape of the circle.

19. Choose the two different tools in Inkscape that can be used to draw Polygons from the following?

a) Create Spirals

b) Create stars and polygons

c) Text tool

d) Gradient Tool

e) Draw Bezier curves and straight lines

20. Which of the following methods can be used to remove colour assigned to objects in Inkscape software?

a) Click on the X symbol at the left end of the color palette

b) Increase the Opacity in the Fill and Stroke window

c) Provide gradient in the Fill and Stroke window

d) Click on the X symbol in the Fill and Stroke window

e) Increase the blur value in the Fill and Stroke window

21. Which tools, among the ones given, in Inkscape software can be used to create this image?

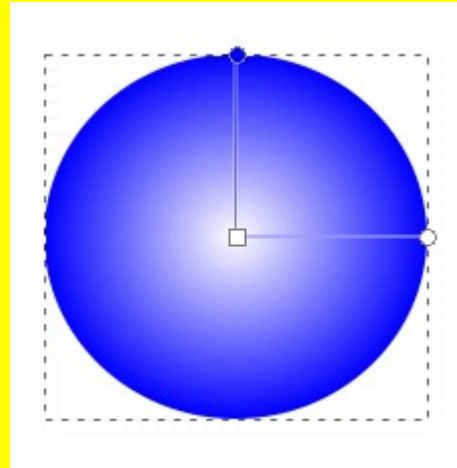
a) Rectangle Tool

b) Gradient tool

c) Edit Path by Node Tool

d) Circle Tool

e) Create 3D Boxes Tool



22. In which windows are the options to blur an object available in Inkscape software?

a) Object Properties

b) Objects

c) Symbols

d) Fill and Stroke

e) Object to Path

23. Which techniques in Inkscape software can be used to arrange the text WORLD ENVIRONMENT DAY as seen in the image?



a) Use Put on Path option in the Text menu to change the shape of the text.

b) Use the Fill and Stroke option in the Object menu to remove the colour of the circle.

c) Use the Object Properties option in the Object menu to remove the colour of the circle.

d) Use the Difference option in the Path menu to change the shape of the text.

e) Use Convert to Text facility in the Text menu to change the shape of the text.

Techs And Quiz