

Chapter – 9

MOVING IMAGES

MULTIPLE CHOICE QUESTIONS

1. Which of the following is a free software, that can be used to create Animation?

- a) Toon Boom
- b) Adobe Flash
- c) Anime Studio

d) Tupi: Open 2D Magic

2. Kite.sifz is a file created by Ammu on the computer. Which of the following software is used to create it?

- a) Inkscape
- b) Geogebra
- c) GIMP

d) Synfig Studio

3. Animation is an illusion created by displaying still images in a fast and continuous manner. This is a technology that depends on

a) Persistence of vision

- b) Limit of vision
- c) Perspective of vision
- d) Perspective level.

4. What is the expanded form of FPS related with movies?

a) Frames Per Second

- b) Films Per Second
- c) Frames Per Synfig

d) Films Per Synfig

5. Choose the correct statement about the Layer in Synfig Studio software from the following?

a) Allows Animation to each objects.

b) All the included objects will be in one Layer.

c) Only one layer is visible when viewed.

d) All the Layers are removed when one object is deleted

6. Which one of the following is a technique used to convert an animation in Synfig Studio to mpeg video file format?

a) Render

b) Revert

c) Save

d) Import

7. Which term among the following is related to the process in which the software, all by itself, generates the frames between the key frames in Synfig Studio?

a) Rendering

b) Exporting

c) Inserting

d) **Tweening**

8. Which of the following option can be used to include an image file into the software, Synfig Studio.

a) Export_

b) Import

c) Render

d) Send

9. Some of the tools in the software, Synfig Studio and their names are given in the table below.

a) Smooth Move Tool

b) Scale Tool

c) Fill Tool

d) Rotate Tool



10. FPS is a term used in connection with animation. What is its full form?

a) Film Per Second

b) Frames Per Second

c) Frames per synfig

d) Film per Synfi

11. Which one of the following format should be used to render the animations prepared in Synfig Studio as a video file?

a) jpeg

b) sifz

c) png

d) flv

12. Who is the creator of the free two-dimensional animation software Synfig Studio

a) Charles Babbage

b) Bert Bos

c) Dennies Ritchie

d) Robert B Quattlebaum

13. In Synfig studio, Sonu giving animation to a bird that moves from one side of the canvas to the other in 10 seconds. What is the final key frame in this animation, if the FPS is set to 12?

- a) 24th frame
- b) 48th frame
- c) 120th frame**
- d) 60th frame

14. Animation works by using an optical Illusion called.....

- a) Persistence of vision**
- b) The range of perspective
- c) Perspective angle
- d) Perspect

15. Which of the following methods can be used to Insert Images [with png/svg formats] in Synfig Studio Software.

- a) File → Open
- b) File → Import**
- c) Insert → Image
- d) Insert → Bitmap

16. Which of the following is a project file prepared using Synfig Studio software?

- a) sun.svg
- b) sun.jpg
- c) sun.ogg

d) sun.sifz

17. What is the name of the technique that automatically completes the frames between the key frames in the Synfig Studio Software?

a) Export

b) Render

c) Tweening

d) Preview

18. Which one of the following is a proprietary animation software?

a) Anime Studio

b) Tupi: Open 2D Magic

c) Synfig studio

d) Pencil

19. An image drawn using the circle Tool in an animation prepared using synfig Studio software. Which of the following tools is suitable for giving colour to the image?

a) Transform Tool

b) Smooth Move Tool

c) Rectangle Tool

d) Fill Tool

20. Nived prepared a file star.sifz in a computer. Which among the following software is used to prepare this?

a) Libre Office Writer

- b) Gimp
- c) Libre office base

d) Synfig Studio


21. Which of the following is the first step to give an animation to drawings in Synfig Studio?



a) Turn on Animate edit Mode

- b) Turn off the Animate edit mode
- c) Set the key frame
- d) Render the file

22. The picture of the Gradient Tool used in Synfig Studio software is given. What is its use?



- a) To create Rectangular objects.
- b) To select rectangular objects.
- c) To create circular objects

d) To mix two or more colours.

23. Which of the following is an Open Source Animation Software.

- a) Adobe Flash

b) Synfig Studio

- c) Toon Boom

d) Blender

24.. In a Synfig Studio animation, the position of the object between the key frames are set by the software itself. Which of the following is the technique used here?

a) Rendering

b) Tweening

c) Inserting

d) Exportin

25.Which of the following allows you to change the Frames Per Second(FPS) in the software Synfig Studio?

a) Layers Panel

b) Time Track Panel

c) Parameters Panel

d) Canvas Properties

26.Identify when we have to activate the Animate Editing Mode in the software Synfig Studio?

a) When we play the Animation

b) When we set Key Frames

c) When we change position of the object in Key Frames.

d) When we export the animation.

27.Which of the following is a video file format to which the animation in Synfig Studio can be exported?

a) gif

b) png

c) mpeg

d) xcf

28. Which of the following option should be used to convert an animation created in the software Synfig studio into a video file?

a) Revert

b) Open

c) Import

d) render

29. Identify the default file format of the software Synfig

Studio

a) svg

b) flv

c) sifz

d) xcf

30. Which of the following mathematical process is behind the technique 'Tweening' used in animation Software?

a) Fraction

b) Interpolation

c) Interaction

d) Persistence of Visio

31. Which of the following is considered to be the most important as the preparatory step in the creation of animation films?

a) Shooting

b) Animating

c) Preparing the story board

d) Exporting

32. How can we remove an object from the canvas of the Software Synfig Studio?

a) Right click on the object and select the option Delete Object

b) Right click on the object and select the option Delete layer

c) Click on the object and press the Delete key

d) Click on the object using the tool Delete in the tool box

33. Which of the following is a Proprietary animation software?

a) Toon Boom b) Tupi: Open 2D Magic c) Synfig Studio d) Pencil

34. What decides the naturality of movements of characters in an animation?

a) Smooth Move Tool

b) Frames Per Second


c) Transform Tool

d) Parameters


synfigstudio tools




Transform tool




Smooth move tool



circle tool




Rectangle tool



Gradient tool




Spline tool



cutout tool



Fill tool



Text tool

very short Answer

1. Select two correct statements related to animation.

a) Story Board preparation is an important step in the preparation process.

b) Animation is created on moving the still images in a continuous and fast manner.

c) There is no mechanism to control the movement speed when animated.

- d) Exporting is an important steps in the preparation process.
- e) imported still images cannot be animated.

2. Select two of the following actions, which can be performed using the Smooth Move Tool in the Synfig Studio software.

a) Import objects.

b) Change the position of the objects

c) Change the size of the objects.

d) Change the colour of the objects.

e) Run the animation of the objects.

3. Which of the following are true about synfig studio Software?

a) An interactive geometric Software

b) A free two dimensional animation Software

c) It is created by Dennis Ritchie

d) A free three dimensional animation Software

e) it is created by Robert B. Quattle baum

4. birds.sifz and bird.flv are two types of files created using Synfig studio software. Find two true statement related to this.

a) bird.sifz is the file saved a project file.

b) bird.sifz is the file exported as a video file.

c) bird.flv is the file saved as the project file.

d) bird.sifz is the file exported as sound file

e) bird.flv is the file exported as the video file.

6. What are the two procedures to start animation from the first frame?

- a) Enter Current time 6of
- b) Press the play button and play

c) To edit the movement, activate animate editing mode

d) To edit the movement, deactivate animate editing mode

e) Current time is of

7. Tweening technology that is utilized when creating animation. Choose the two correct statements related to this?

a) Tweening is possible in the software, Synfig Studio.

b) Tweening is not possible in the software, Synfig Studio.

c) The software fills up the frames in-between the key frames

d) Combines two different frames

e) Makes use of the technology of interconnectivity.

8. Choose the two correct statements about Synfig Studio software from the following.

a) Synfig Studio is an audio editing software

b) Synfig Studio is an image editing software

c) Synfig Studio is a free software

d) Synfig Studio is an animation software

e) Synfig Studio is a video editing software

9. kite.sifz and kite.flv are the two files created using a computer. Choose the two correct statements about those files from the following.

a) kite.sifz is a project file created using the software, Synfig Studio.

b) kite.sifz is a project file created using the software, Inkscape.

c) kite.flv is a project file created using the software, Synfig Studio.

d) kite.flv is a file exported to video format.

e) kite.sifz is a file exported to video format.

10.. Choose the two correct statements about Synfig Studio software from the following

a) Synfig Studio is a Free 3-dimensional animation software.

b) Synfig Studio is an interactive software

c) Synfig Studio is a Free 2-dimensional animation software.

d) The software, Synfig Studio was created by Tim Berners-Lee.

e) The software, Synfig Studio was created by Robert B.

Quattlebaum.

10. What is the use of 'Transform Tool' in Synfig Studio.

a) To blend two or more colors

b) To select an object and to control its handles.

c) To make an object in circle shape

d) To make an object in Square shape.

e) To adjust the size of objects

11. Find out two free software from the following to make animation videos.

a) Pencil

b) ToonBoom

c) Synfig Studio

d) Anim studio

e) Adobe Flash

18. nived drew a picture prepare animation of sunset in Synfig Studio. Which are the tools used here?



a) Circle Tool b) Fill Tool

c) Text Tool

d) Rectangle Tool

e) Star Tool

TechsAndQuiz